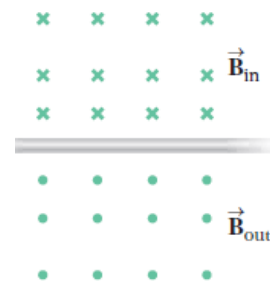
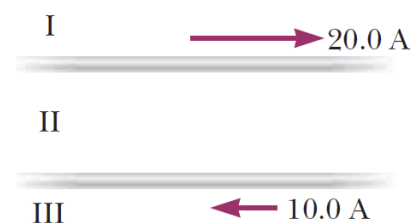


1. What is the symbol for impedance?
2. What is the unit of inductance?
3. In the image to the right, the magnetic field is caused by a current in the wire that stretches across the middle of the diagram. What is the direction of the current in the wire?
  - a. Into the page
  - b. Out of the page
  - c. Left
  - d. Right
  - e. Cannot be determined.
4. A wire is carrying a current that flows horizontally northward. If you want to levitate the wire with magnetism, in what direction should the **magnetic force** point?



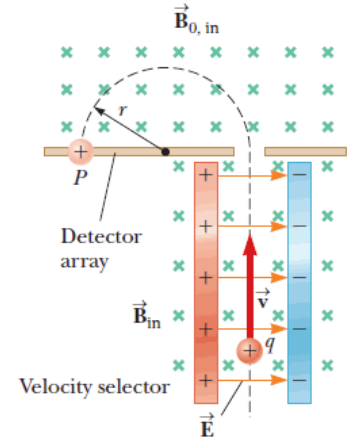
5. A wire is carrying a current that flows horizontally northward. If you want to levitate the wire with magnetism, in what direction should the **magnetic field** point?
6. When looking along the axis of a coil, it is producing a magnetic field that is pointing away from you. In what direction is the current in the coil?
7. A solenoid like the “outer coil” in our laboratory has 3000 turns of wire spread out over the 10 cm length. The wire is wrapped around a plastic core with a radius of 2 cm. If the current in the coil is 2 A, what is the magnetic field?

8. In the diagram to the right, two wires are carrying currents in opposite directions. What is the direction of the magnetic field in Region II?



9. A proton enters a region of uniform magnetic field with a velocity of  $\vec{v} = 5 \times 10^6$  m/s in the  $+\hat{y}$  direction. The magnetic field has a magnitude of 3.0 T and points in the  $-\hat{z}$  direction. What is the magnetic force exerted on the proton?

10. In the mass spectrometer shown to the right, the electric field has a magnitude of 2000 V/m and the magnetic field (in both parts) has a magnitude of 0.005 T. What is the speed of the particles that get through the velocity selector?

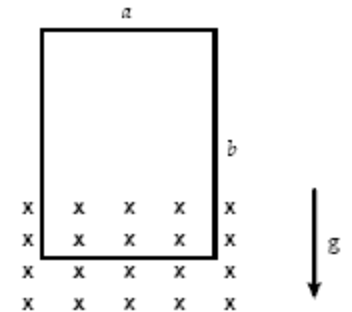


11. In the mass spectrometer in the previous question, what is the radius of the path of protons in the mass spectrometer region?

12. A uniform magnetic field of 0.50 T is directed along the  $\hat{x}$  axis. A proton is moving with a speed of 60 km/s in a direction that is partly  $\hat{x}$  and partly  $\hat{z}$ . What is the shape of the path of the proton?  
 a. Circular  
 b. Linear  
 c. Helical  
 d. Cannot be determined.

13. If a magnetic field and an electric field are pointing in opposite directions, how can the net force (electric plus magnetic) on an electron be equal to zero?  
 a. If the electron is stationary.  
 b. If the electron is moving in the direction of the electric field vector.  
 c. If the electron is moving in the direction of the magnetic field vector.  
 d. If the electron is moving perpendicular to the electric field vector.  
 e. It is not possible for the net force to be zero.

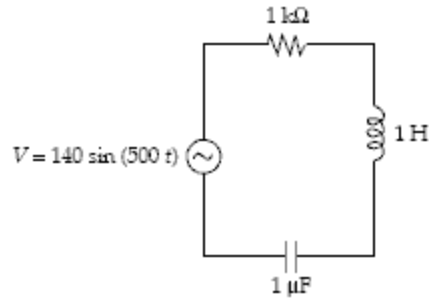
14. A rectangular loop with mass 0.6 kg is 2.0 m wide and 3.0 m high. It is dropped so that the bottom leg of the loop is in a magnetic field  $B_{in} = 6.0$  T, while the top leg is out of the magnetic field. If the resistance of the loop is 40  $\Omega$ , what is the current in the loop?  
 a. 5.9 N  
 b. 19.6 V  
 c. 6 m<sup>2</sup>  
 d. 0.5 A  
 e. 1.6 m/s



15. In the previous question, when the loop is in the position shown, in what direction does the current flow in the loop?  
 a. Clockwise  
 b. Counter-clockwise  
 c. Up  
 d. Down  
 e. Inward

16. A coil is wrapped with 300 turns of wire on the perimeter of a square frame (side length = 20 cm). Each turn has the same area as the frame, and the total resistance of the coil is  $1.5 \Omega$ . A uniform magnetic field perpendicular to the plane of the coil changes in magnitude at a constant rate from 0.50 T to 0.90 T in 2.0 s. What is the magnitude of the induced emf in the coil while the field is changing?
17. A current may be induced in a coil by
- moving one end of a bar magnet through the coil.
  - moving the coil toward one end of the bar magnet.
  - holding the coil near a second coil while the electric current in the second coil is increasing.
  - all of the above.
  - none of the above.
18. An 8 mH inductor is modified by unwinding half of the loops of wire (without changing the radius or length of the inductor). What is the new inductance of the inductor?
19. An AC generator consists of 6 turns of wire. Each turn has an area of  $0.040 \text{ m}^2$ . The loop rotates in a uniform field ( $B = 0.20 \text{ T}$ ) at a constant angular frequency of 314 rad/s. What is the maximum induced emf?
20. What is the average power used by a  $10 \Omega$  resistor when supplied by  $V_{RMS} = 12 \text{ V}$  at a frequency of 1000 Hz?
21. An AC voltage source is connected across a capacitor, and 4.0 mA of current flows. If the frequency is tripled while keeping the RMS voltage constant, what happens to the current through the capacitor?
22. A transformer is plugged into the wall ( $V_{RMS} = 120 \text{ V}$ ,  $f = 60 \text{ Hz}$ ) and provides an output of  $V_{RMS} = 12 \text{ V}$ . If the source is changed to DC 120 V, what will the output voltage be?
23. The primary winding of an electric train transformer has 400 turns and the secondary has 50. If the input RMS voltage is 120 V what is the output RMS voltage?

All of the questions on this page use this circuit formed from a  $1\text{ k}\Omega$  resistor, a  $1\text{ H}$  inductor, and a  $1\text{ }\mu\text{F}$  capacitor. The voltage of the source is  $140\sin(500t)$ .



24. Determine the rms voltage for the signal generator in this circuit.
  
  
  
  
  
  
  
  
  
  
25. Determine the overall impedance for the circuit.
  
  
  
  
  
  
  
  
  
  
26. Determine the resonant frequency of the circuit.
  
  
  
  
  
  
  
  
  
  
27. Determine the RMS current in this circuit.
  
  
  
  
  
  
  
  
  
  
28. Determine the rms voltage drop across the capacitor in the circuit.
  
  
  
  
  
  
  
  
  
  
29. Determine the power supplied by the signal generator in this circuit.